

What Will the U.S. Look Like in 2050?

8

By 2050, U.S. population
will grow to 439 million
(303 million in 2008)

White: 46%
(66% in 2008; a minority of
the population by 2042)

Hispanic: 30%
(15% in 2008)

Black: 15%
(14% in 2008)

Asian: 9.2%
(5.1% in 2008)

Native American and
Pacific Islander population
will more than double;
multiracial population will
more than triple

What will Carleton look like in 2050?

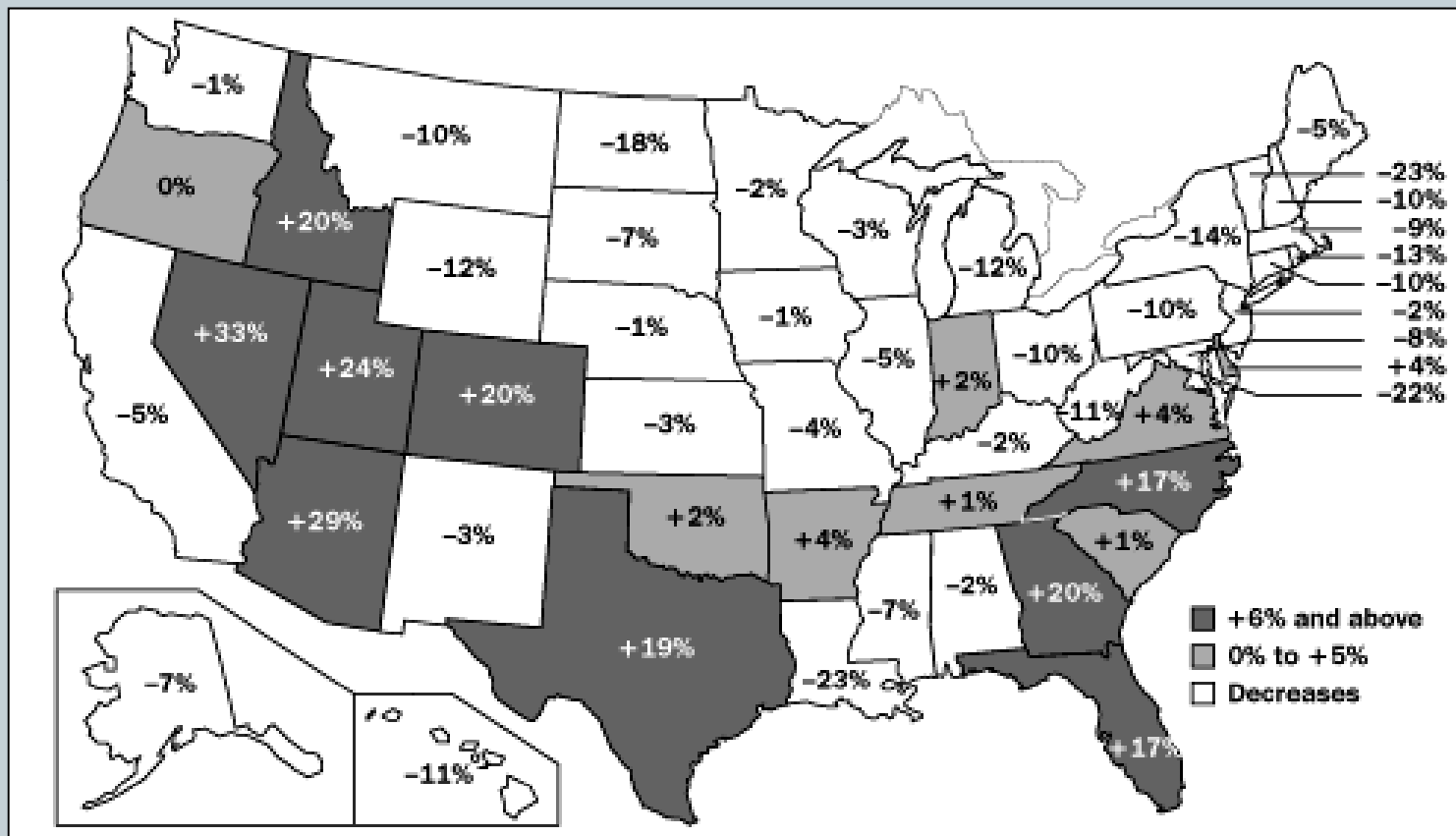
Source: U.S. Census Bureau. August 14, 2008 press release.

Projected Change in the Number of HS Graduates

2008-09 to 2018-19

9

States where Carleton recruits heavily are more likely to see declines in HS graduates.



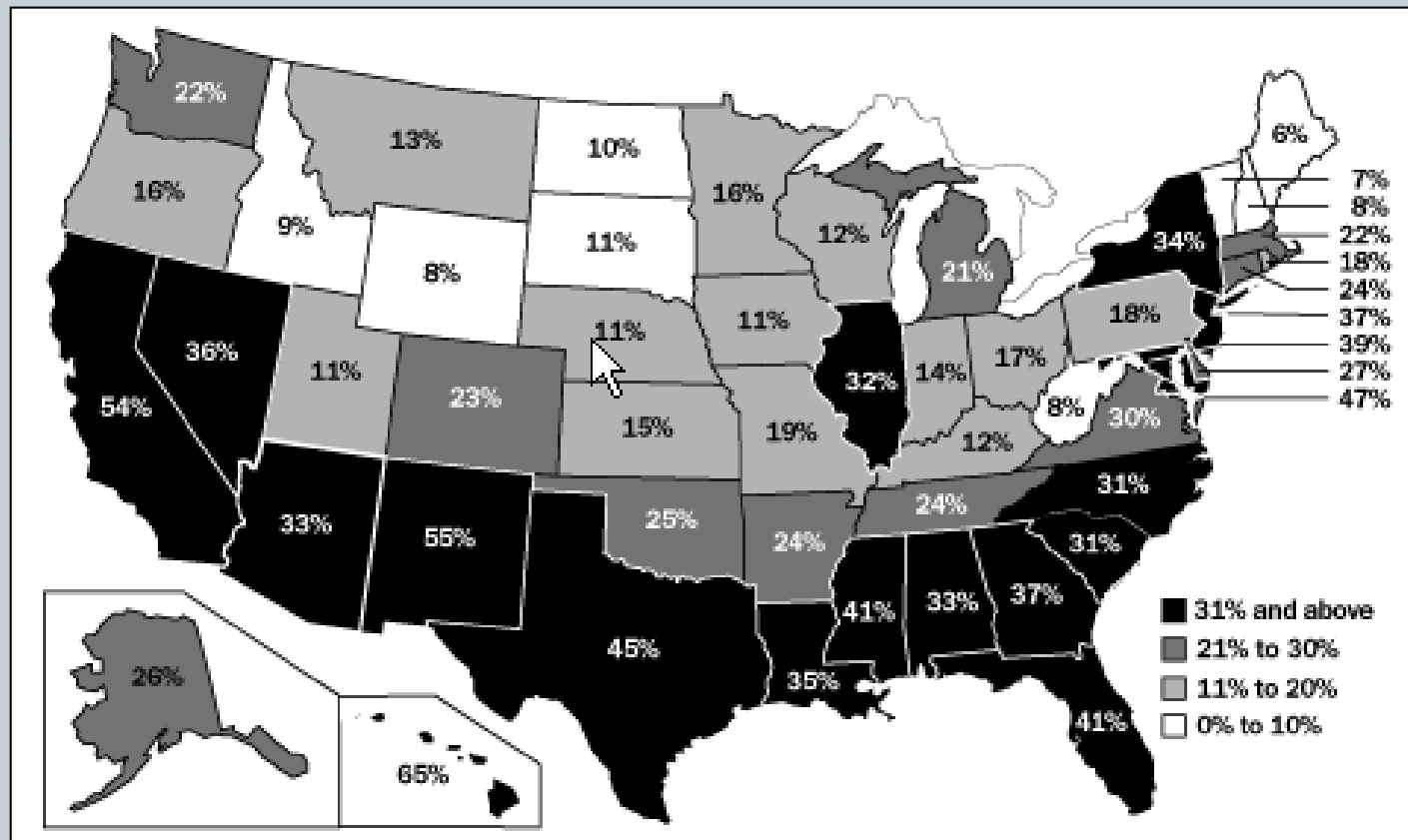
Source: Western Interstate Commission on Higher Education, Chronicle of Higher Education Almanac, 2008. U.S. DOE.

Proportion of College Students Who Are Minority Group Members

Fall 2006

10

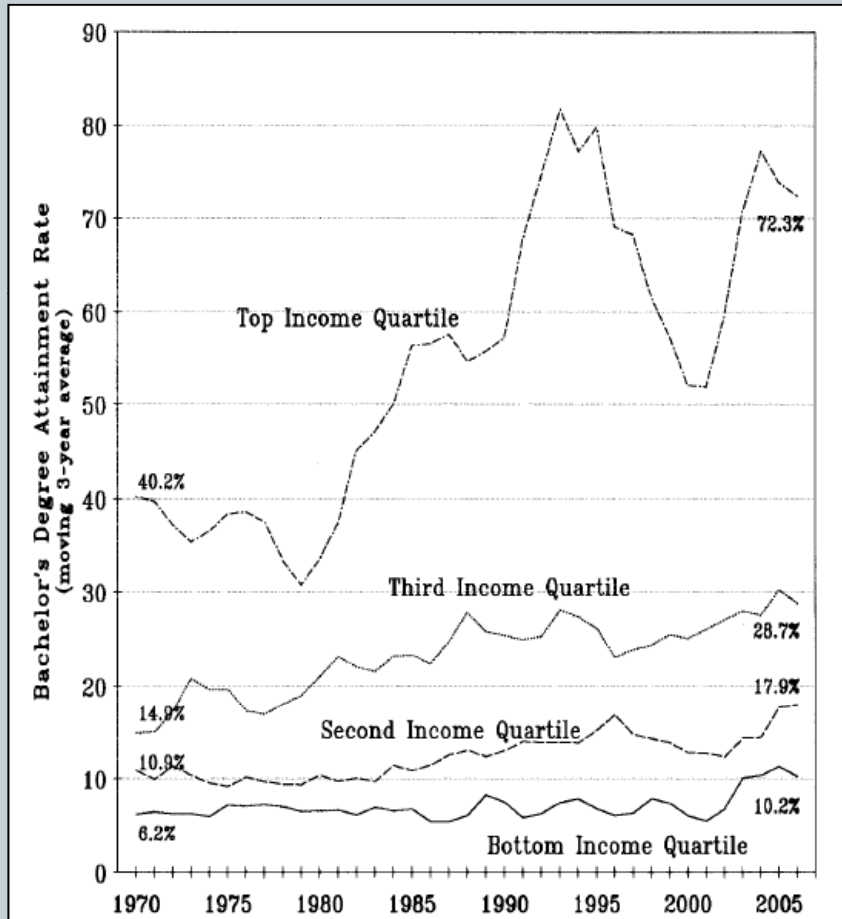
What does the uneven national distribution of college-age minority students mean for Carleton's admissions recruiting?



Source: Chronicle of Higher Education Almanac, 2008. U.S. Education Department.

Estimated Baccalaureate Degree Attainment

11



Attainment by age 24, by Family Income Quartile

Family Income Quartiles

Bottom quartile: \$0 to \$38,660

Second quartile: \$38,660 to \$67,100

Third quartile: \$67,100 to \$105,800

Top quartile: \$105,800 and up

Students born in the top quartile of family income are **7 times** more likely to complete a bachelor's degree by age 24 than a another student born into the bottom quartile of family income.